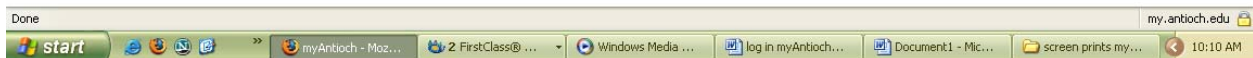
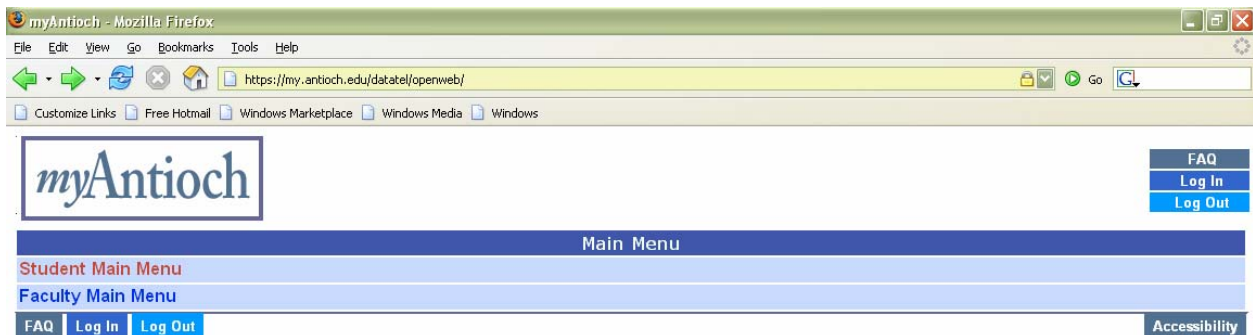


Cumulative Academic Credit History Viewing/Printing Instructions for

myAntioch
<http://my.antioch.edu>

Home Page:



Log In to myAntioch. If you need help doing this please see the separate instructions for Logging In.

Click on “Student Main Menu”.

Student Main Menu:

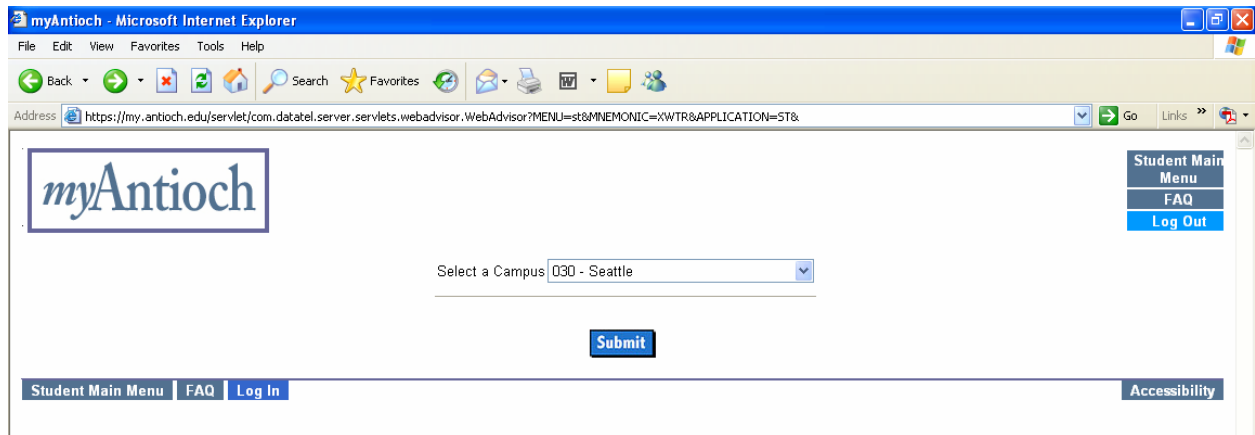
The screenshot shows a Microsoft Internet Explorer browser window displaying the myAntioch Student Main Menu. The browser's address bar shows the URL <https://my.antioch.edu/datal/openweb/st/stmenu.html>. The page features the myAntioch logo in the top left corner and navigation links for FAQ, Log In, and Log Out in the top right corner. The main content area is titled "Student Main Menu" and includes a warning: "The following links may display confidential information." Below this warning, the menu is organized into two columns: "User Account" and "Registration".

User Account	Registration
I'm new to myAntioch	Search for Course Sections
What's my user ID?	Antioch College Register for Sections
What's my password?	Antioch College Drop/Register for Sections
Change password	My Holds
	Academic Profile
	Academic credit by term
	Cumulative academic credit history
	Test summary
	My class schedule
	My profile

At the bottom of the menu area, there are additional navigation links: FAQ, Log In, Log Out, and Accessibility.

Select "Cumulative academic credit history" from the right hand side of the screen.

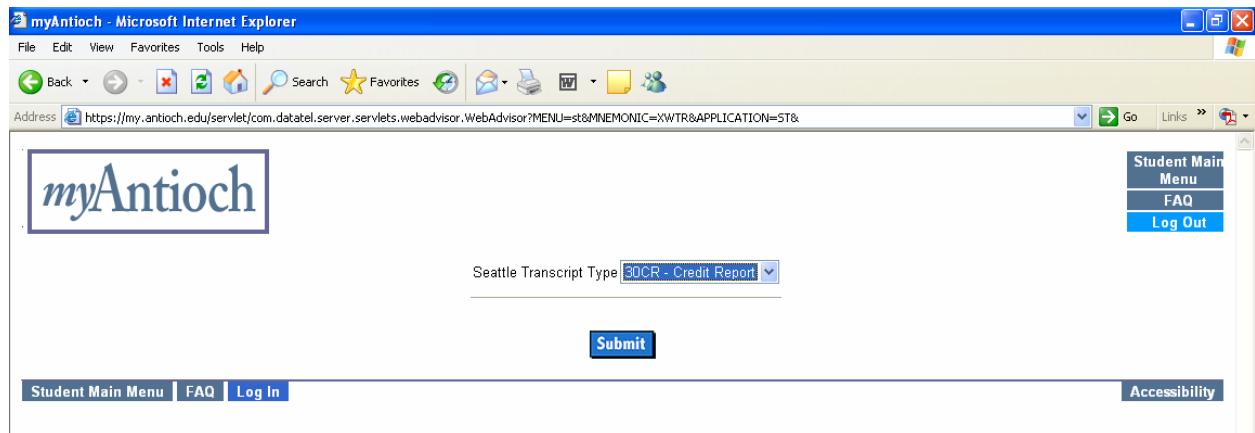
Selection Screens:



The screenshot shows the myAntioch web application interface in Microsoft Internet Explorer. The browser's address bar displays the URL: <https://my.antioch.edu/servlet/com.data.tel.server.servlets.webadvisor.WebAdvisor?MENU=st&MNEMONIC=XWTR&APPLICATION=ST&>. The page features the myAntioch logo on the left and a navigation menu on the right with links for "Student Main Menu", "FAQ", and "Log Out". In the center, there is a dropdown menu labeled "Select a Campus" with "030 - Seattle" selected. Below the dropdown is a blue "Submit" button. At the bottom of the page, there is a footer with links for "Student Main Menu", "FAQ", "Log In", and "Accessibility".

Select “030 – Seattle” from the drop down box.

Click on Submit.



The screenshot shows the myAntioch web application interface in Microsoft Internet Explorer. The browser's address bar displays the URL: <https://my.antioch.edu/servlet/com.data.tel.server.servlets.webadvisor.WebAdvisor?MENU=st&MNEMONIC=XWTR&APPLICATION=ST&>. The page features the myAntioch logo on the left and a navigation menu on the right with links for "Student Main Menu", "FAQ", and "Log Out". In the center, there is a dropdown menu labeled "Seattle Transcript Type" with "30CR - Credit Report" selected. Below the dropdown is a blue "Submit" button. At the bottom of the page, there is a footer with links for "Student Main Menu", "FAQ", "Log In", and "Accessibility".

Select “30CR - Credit Report”.

Click on Submit.

Cumulative academic credit history screen:

myAntioch - Mozilla Firefox

File Edit View Go Bookmarks Tools Help

https://my.antioch.edu/servlet/com.datatel.server.servlets.webadvisor.WebAdvisor?MENU=st&MNEMONIC=XWTR&APPLICATION=ST&

Customize Links Free Hotmail Windows Marketplace Windows Media Windows

myAntioch

John Doe

Course/Section and Title	Grade	Credits	CEUs	Repeat	Term
1 Shoreline CC		57.00		<input type="checkbox"/>	
2 Seattle Pacific U		26.00		<input type="checkbox"/>	
3 30BAC-300B 2 The Art of Learning I	CR	4.00		<input type="checkbox"/>	01FA30
4 30BAC-319I 1 Mystical Traditions	CR	3.00		<input type="checkbox"/>	01FA30
5 30BAC-301E 1 Lrn From Exp:Docu Life Lrn	CR	1.00		<input type="checkbox"/>	02W30
6 30BAC-300D 2 Art of Learning II: Diversity	CR	4.00		<input type="checkbox"/>	02W30
7 30MAP-618E 1 Art, Science and Practice of Meditation	CR	1.00		<input type="checkbox"/>	02W30
8 30MAP-514K 1 Hist & Soc-Cult Persp in Psy	CR	3.00		<input type="checkbox"/>	02W30
9 30BAC-416F 22 Dreams and the Earth	CR	4.00		<input type="checkbox"/>	02SP30
10 30BAC-480 1 Introduction to Painting	CR	3.00		<input type="checkbox"/>	02SP30
11 30BAC-335A 1 Research Writing	CR	4.00		<input type="checkbox"/>	02SP30
12 30BAC-413I 1 Ritual Process & Ceremon Desgn	CR	4.00		<input type="checkbox"/>	02SU30
13 30PDQ-001 850 Prior Development Quarter				<input type="checkbox"/>	02SU30
14 30BAC-399 1 Vision Quest	CR	3.00		<input type="checkbox"/>	02SU30
15 30PSY-482 1 Figure Drawing Multilevel	CR	3.00		<input type="checkbox"/>	02FA30
16 30PSY-490 1 Theories of Personality	CR	3.00		<input type="checkbox"/>	02FA30
17 30BAC-411E 1 Constructions of the Self	CR	3.00		<input type="checkbox"/>	03W30
18 30BAC-416A 1 Introduction to Jungian Psychology	CR	4.00		<input type="checkbox"/>	03W30
19 30BAC-416H 1 Inquiry Into Love Soul Spirit	IN	0.00		<input type="checkbox"/>	03SP30
20 30PSY-480 1 Introduction to Painting	CR	3.00		<input type="checkbox"/>	03SU30
21 30BAC-399 1 Intro to Aikido	IN	0.00		<input type="checkbox"/>	03FA30
22 30WIN-525 1 Myth, Literature, Archetype	CR	3.00		<input type="checkbox"/>	04W30
23 30BAC-305C 1 The Writing Process	NC	0.00		<input type="checkbox"/>	04SP30

https://my.antioch.edu/datatel/openweb/help/accessibility.html

my.antioch.edu

start myAntioch - ... 2 FirstClas... Windows Me... 2 Microsoft... FileMaker Pro myAntioch untitled - Paint 10:42 AM

Student Main Menu
FAQ
Log Out

To print: go the File menu at the top of your web browser screen and select the print option.

You may return to the Student Main Menu by selecting “Student Main Menu” at either the top right or bottom left of the screen.

Please note that if you do not Log Out when you are finished with your *myAntioch* session, anyone that uses the computer you were logged in on may have access to your confidential information. To prevent this, remember to Log Out when you are finished. To Log Out simply click on the “Log Out” button.

We welcome feedback. Please email comments and/or questions through FirstClass to AUS Registrar.

Additional information about other [myAntioch](#) functionality is coming soon.